

Mounting Manual – Live Animal Trap

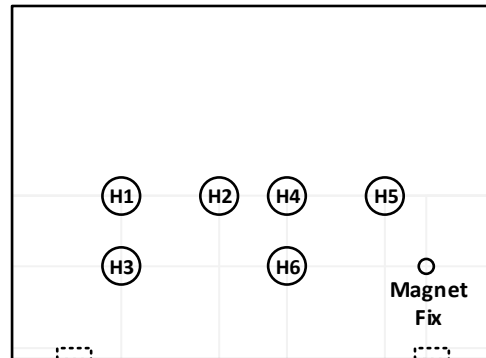


CatchAliveOne

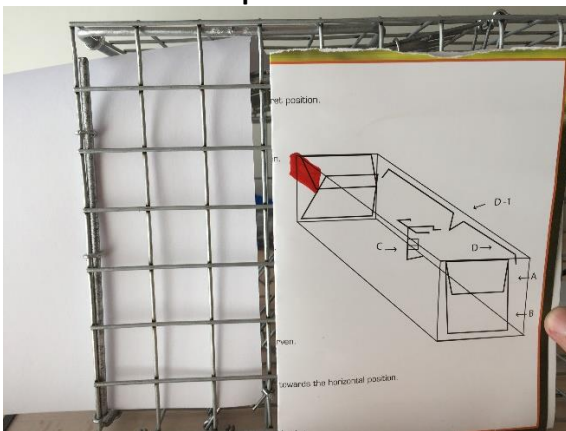
1. Content



2. Mounting and "Magnet Fix" holes in the bracket



3. Placement on trap




4. Remove threads near "Magnet Fix" hole in bracket



5. Mount bracket using strips

Ensure that the magnet mounted on the closing door, and the "Magnet Fix" hole in the bracket align, when the trap door is open (ready for catch).



6. Mount magnet on closing door



Position marking on magnet towards CatchAliveOne!

7. Check distance between magnet and bracket



Maximum allowed distance between marking on magnet and 2mm "Magnet Fix" hole in bracket is 10mm.